

✦ THE RESURRECTION ✦




“The Empty Tomb” Dr. He Qi. Order prints at www.heqiarts.com

“Very early on the first day of the week, when the sun had risen, they went to the tomb. They had been saying to one another, ‘Who will roll away the stone for us from the entrance to the tomb?’ When they looked up, they saw that the stone, which was very large, had already been rolled back. As they entered the tomb, they saw a young man, dressed in a white robe, sitting on the right side; and they were alarmed. But he said to them, ‘Do not be alarmed; you are looking for Jesus of Nazareth, who was crucified. He has been raised; he is not here. Look, there is the place they laid him. But go, tell his disciples and Peter that he is going ahead of you to Galilee; there you will see him, just as he told you.’ So they went out and fled from the tomb, for terror and amazement had seized them; and they said nothing to anyone, for they were afraid.”

– MARK 16:2-8

LIFE OF JESUS 9



The Resurrection

LIFE OF JESUS 9

“Very early on the first day of the week, when the sun had risen, they went to the tomb. They had been saying to one another, ‘Who will roll away the stone for us from the entrance to the tomb?’ When they looked up, they saw that the stone, which was very large, had already been rolled back...” – MARK 16:2-8

USING THIS THEME


The sections provided in this theme are suggested to optimise both your planning and the brain-based learning structure of *Head to the Heart* (H2H). They follow the same basic format as our companion PowerPoint presentations. Whether your planning involves this document or the PowerPoint presentation files (or both), this and every H2H theme includes:

- **Opening:** Set the stage for a fun and welcoming event with songs, movement, and energetic learning games.
- **Presentation:** Four main sections are provided to help you build your presentation: Life Line, Images & Analogies, Bible Time and Creative Interruptions. Remember that we give you much more than you should possibly attempt to use, so pick and choose what you think will work best for your setting and audience.
- **Small Group Time:** The key element of the *Head to the Heart* system is small group time, where groups care for one another and process the material from the presentation.
- **Closing:** A time to pray, review the subject, and close with a blessing.
- **Creative Interruptions:** This supplemental section is packed with extra teaching ideas such as skits, music, the FINKmania QuizBowl and various other suggestions.
- **Thought-Time Sheets:** The final four pages in this theme are the Thought-Time handouts (worksheets) for your young people. They are designed to be copied on either A3 or A4 paper. A more robust and pre-printed version of the Thought-Time handouts also exists in the *Head to the Heart* journals.
- **Planning Pages:** Plan your event and assign tasks to your helpers.

THE FOCUS THIS WEEK

So, what happened with Jesus’ disciples? The most startling and powerful evidence of the resurrection of Jesus Christ is not the Biblical witness. It is the historical record of what took place immediately following the event. People—hundreds of people—swore they had seen Jesus alive after his crucifixion. In the months and years that followed, thousands laid down their lives rather than deny what they had seen. The disciples knew it was true. They died for the truth. No one dies for a lie.

Objective:
To help groups understand and experience the power of Christ’s resurrection in their lives.





I. OPENING

The opening sets the mood for the entire session, saying, “Something great is going to happen.” Use this time to welcome your small groups and introduce the Theme in a fun and memorable way. Be excited! Have fun! Remind your volunteers to do the same!



0 BC

Birth of Jesus
(or is it
6 BC?)



30 AD

Baptism and
Wilderness



30-33 AD

The Teaching
of Jesus



30-33 AD

The Miracles
of Jesus



30-33 AD

The Hard
Sayings of
Jesus



Holy Week

Jesus gives
communion and
issues a last
commandment



The
Passion

Jesus dies
on the cross
on Good Friday



Resurrection

Jesus rises from
death on Easter
Sunday!

A. Gathering Music

The Master Musician or Music Team kicks the event off with energy. Five to fifteen minutes before gathering time, set the mood of joy and vitality with two or three upbeat, singable, familiar camp/church songs relating to the theme. Project lyrics overhead so all hands are free to clap.

B. Welcome & Introductions

At the stroke of the hour, the Master Musician or MC stages a countdown “10, 9, 8, 7...” and begins the event (think “event” not “class”). Thank everyone in advance for their attention, make key announcements, and welcome special visitors. If you are celebrating a Servant Event of the Week, highlight the accomplishments of the small group and award a gag prize or travelling trophy.

C. FINKmania Quiz Bowl

Invite individuals or representatives from small groups up front for a quick preview of the theme using the FINKmania PowerPoint slides or the questions provided. **Idea:** Let your senior youth or Crazy Parent Committee (CPC) take ownership of this.

D. Theme Introduction

Introduce the theme “The Resurrection” with the PowerPoint slides provided. A version of the theme song is embedded into the slides to help you build the mood.

E. Opening Prayer

Focus on the question, “Who will roll away the stone for us?” With the music of the theme song or a favourite hymn playing softly in the background, join hands and invite all to close their eyes and whisper this question with you five times. Now ask them to listen to Mark 16:2-8 read quietly using different voices from different parts of the room.

F. Theme Song

Teach the theme song “Easter Morning.” The music and lyrics are included on the PowerPoint slides. (This song is also available via iTunes or Amazon.com search: *Life of Jesus: These Are Written.*) Create your own actions to help teach the song. Consider using your Bibles as hymnals, highlighting the verse as you sing along.

II. THEME PRESENTATION

You’ve welcomed your groups and previewed the topic. Now it’s time to present the most engaging presentation you can muster. Use the provided Life Line, Images & Analogies, Bible Time, and Creative Interruptions to add punch and dimension. Lecture alone hits only 5% of the capacity of the brain—be visual! **“QuickPick” Suggestions:** In a time crunch this week? Our favourite teaching suggestions for this lesson are highlighted with a †. If preparation time is tight, look at these pieces first. They should do the trick for a 20-30 minute presentation.

A. Life Line Story

Begin with a story from your own life when you needed Christ's saving grace. What brought you to that point? How did Jesus reveal himself to you? How did you know you needed Christ's power? What part did other people play in helping you see the Saviour? What did you learn about the way God works through this experience? If you know anyone who has been close to death or has had a near-death experience, consider asking them to share a little of what they went through. How has this event affected the way they see hope, faith and God? If they have lost a family member or friend, what do Jesus' words "I am the resurrection and the life" mean to them now? If they are presently battling a serious illness, how do they interpret the promise of resurrection?

B. Creative Interruption: Skit

Follow this section by inviting your Theme Team, senior youth, Crazy Parents Committee (CPC) or a small group to introduce the theme with your choice of the two skits provided. Delete or hide the slide marquee for the skit that you choose not to use.

C. Images & Analogies

Choose from two or three of the following to develop the theme. Remember to stop for a Creative Interruption at least once (skit, song, activity, etc.) **Idea:** Take a look at the questions on the Thought-Time sheet to make sure you cover them during your presentation.


1. ART ATTACK: Refer everyone to the cover art by artist He Qi (pronounced *heh-chee*) located on their Thought-Time sheets and included in the PowerPoint slides. Invite groups to study the art for a moment, then ask volunteers to describe what they see. Where do they find themselves in the art? How do the image and the verse of the week apply to their lives today?

2. JESUS TIME LINE: Walk groups through the life of Jesus using the Life of Jesus Time Line found on the PowerPoint slides and on page 2 of this lesson. Ask three questions as you go: 1) What is new to you? 2) What is one thing you already knew that is worth repeating? 3) What is one thing you would like to know more about?

3. TIME LINE STRING: If you are using this prop each week, enlarge the "Resurrection" cartoon above and hang it on the line with a clothespin after the "The Passion" cartoon. Mark it "The Resurrection of Christ."

4. SAY IT WITH FLOWERS: Get hold of some White Lillies or Christmas Lillies (*lilium longiflorum*) bulbs, plants or flowering plants depending on the season. White Lilies are planted in Australia and New Zealand from July-October and flower between November and January. Ask your group if they have ever been to a funeral or a church service where these flowers have been on display. Ask for ideas why the White Lily is a powerful symbol for Christians and Jesus' resurrection. The lily bulb does not look like much. The gardener buries the bulb and then waits. When the time is right, the flower pops up with its beautiful blooms—colourful, vibrant, fragrant new life. The pure white lily with its trumpet shaped flowers gives us a wonderful picture of Jesus. When Jesus died and was placed in the tomb, it looked like the end of the story. However, three days later, He blasted through death in triumph. If you are able to get hold of the white lily bulbs get your group to plant a pot. You could share the care of the lily pot around your group. If you have any gardeners in your congregation invite them along to host this "gardening segment."

5. EVIDENCE OF THE RESURRECTION: † If you were building a case in a court, you would first look for evidence and witnesses. If you were building a case for the resurrection of Jesus Christ, you would first look at the evidence of what happened between Good Friday and Easter Sunday morning. Then you would look for witnesses. In the ancient world, two eyewitnesses were enough to verify a case. Jesus had hundreds. Be a detective for a moment. Break into small groups to consider the following evidence for the physical resurrection of Jesus Christ. Distribute the list below between groups, asking them to pre-




The Resurrection

Jesus Time Line Cartoon 9
(Enlarge and place after
the Passion cartoon.)

*Joy is the
serious business
of heaven.*

— C.S. Lewis



*I believe that Christ
died for me because
it is incredible; I
believe that He
rose from the dead
because it is
impossible.*

- Unknown

HEAD

HEAD TO THE HEART

pare to read it as part of your “case” for the resurrection, and add a one-minute speech expanding on each point. Use the “no one dies for a lie” as the closing argument. **Idea:** Bring this “court case” into worship and use it as the sermon next Sunday or next Easter.

- **Sleeping Guards:** The Roman soldiers guarding the tomb fell asleep and then ran away. The penalty for such behaviour was death. Even if one soldier in a Roman squad fell asleep, all ten men in his cohort would be executed. Soldiers would not be quick to admit that they fell asleep or that someone stole the body.
- **First Witnesses:** The women who arrived first at the tomb swore they saw an angel who told them Jesus was alive. Mary Magdalene swore she saw and spoke with Jesus that morning.
- **Folded Grave Clothes:** Peter and another disciple ran to the tomb and found Christ’s grave clothes lying folded on the stone slab where he lay. A runaway condemned man waking from a death-like trance to find himself in a tomb would hardly take the time to fold his shroud if he woke up.
- **Two Witnesses on the Road to Emmaus:** Two disciples swore they spoke and ate with him on the road.
- **Eleven Disciples:** The disciples saw him on a number of occasions, spoke with him and ate with him.
- **Three Hundred Eyewitnesses:** In the days and weeks that followed, three hundred additional witnesses swore they met with, spoke with, and ate with Jesus.
- **Thousands of Converts:** Within 50 days of whatever happened on Easter morning, thousands of residents of Jerusalem converted to Christianity and were baptised—based on the convincing testimony of those who had seen Jesus die and rise.
- **Wildfire Spread:** Within a few years, the witness of those who met the risen Christ was enough to change the hearts and minds of tens of thousands across the Roman world.
- **An Empire Converted:** Within 300 years, the Roman empire that had persecuted Christians made this faith the empire’s official religion. Millions believed.
- **Closing Argument—No One Dies for a Lie:** Perhaps the greatest evidence of the resurrection is this: If the original disciples had, indeed, conspired to hijack the body, make up a fake resurrection story and spread it over the world, one would think that at least one of them would have denied Christ rather than facing death as a martyr. They knew the resurrection was true. You couldn’t tell them otherwise. They saw it with their own eyes. They touched Jesus with their own hands. And they went to their own deaths—down to the last disciple—proclaiming Christ’s resurrection. No one dies for a lie.

6. LIFE FROM DEATH: Is death always bad? Is death always the end? How can life come out of death? Walk around the room talk show-style asking the following questions. Then distribute paper with one of the following examples of how life can come from death. Ask small groups to explain how life can come from each of these “death” situations. Allow a few minutes, then invite groups to report:

- a. A large old tree dies, falling to the forest floor
- b. A forest fire destroys 100,00 hectares of trees on a mountainside
- c. A lake dies, dries up and turns into a meadow
- d. Christ’s death
- e. Your death

7. MUMMY WRAP: For a fun activity that gets young people moving, distribute five or six rolls of toilet paper to each group. Invite them to choose a “mummy” to be wrapped. Stage a contest to see which group can completely wrap their mummy first. Talk about

how Jesus was buried quickly after his death because they were not allowed to do any work on the Sabbath (from sunset Friday to Saturday). They were arriving on Sunday morning to anoint and wrap the body of Jesus properly when all heaven broke loose! His grave clothes and the napkin that held his jaw shut were lying carefully folded on the stone slab! Jesus was in no hurry. He had enough time to fold the shroud. Now stage one more contest to see who can burst out of the “mummy” the fastest and return every scrap of the toilet paper into a grocery bag. Award a gag gift to the fastest mummy. (How about an actual cloth gag?)

8. MEDIA MIX: Bring in an external song to illustrate your point:

SONG: † Head to iTunes for the song “Roll the Stone Away” from Peder Eide’s 2006 CD *Taste and See*. Google or transcribe the lyrics and talk to your young people about the message of this song.

You could also head to iTunes and download “Glory Defined” by Building 429 from their 2004 CD *Space In Between Us*. Google the lyrics and ask your groups how this song relates to the resurrection theme. How does the resurrection define the glory of Christ?

MOVIE: Rent *The Chronicles of Narnia: The Lion, The Witch and The Wardrobe* (2005) and watch the scene from the 1:48:03 mark until the 1:50:16 mark where Susan and Lucy cry bitterly at the death of Aslan before they witness “the Stone crack and death itself working backwards.” Ask your students to compare Jesus’ passion and resurrection to CS Lewis’ story of Aslan’s sacrificial death and resurrection. Lewis was once asked to explain the Aslan/Jesus parallel to some Year 5 students. He replied: “I did not say to myself ‘Let us represent Jesus as He really is in our world by a Lion in Narnia’; I said ‘Let us suppose that there were land like Narnia and that the Son of God, as he became a Man in our world, became a Lion there, and then imagine what would happen.’” Ask what similarities they notice and if they can pick up any differences.

D. Creative Interruption: The Weakest FINK (Weekly Terms)

Explore the theme’s key terms found in the PowerPoint slides provided, the Guide’s Thought-Time Supplement, or the Head to the Heart journal.

E. Bible Time †

Round out your presentation by getting young people into their Bibles. Read and highlight Mark 16:2-8, writing “Resurrection” in the margins. Now read John 11:25 and I Peter 1:3. Write “Resurrection Hope” in the margins.

F. Cartoon of the Week

Reinforce the theme by introducing this week’s cartoon using the PowerPoint slides or an enlarged version of the cartoon provided. **Idea:** For added fun, enlist the entire group to read them aloud.

III. SMALL GROUP TIME


With the Theme Song playing, dismiss into groups to share Highs & Lows and discuss the topic. Photocopy and distribute copies of the Thought-Time sheets to each group, or turn to the “Resurrection” chapter in your Head to the Heart journal. Invite all to discuss the theme and mark key verses as suggested. **Tip:** Plan at least 30 minutes for Small Group time.

IV. CLOSING

Don’t let your small groups disappear after meeting. Gather everyone back together for a contemplative closing.



THE STONES ARE ALWAYS SHOUTING.
WE JUST AREN'T ALWAYS LISTENING.



*The resurrection
of Christ is the
world's best return
performance.*

– Audrey Meadows

*Don't go to your
grave with a life
unused.*

– Bobby Bowden



HEAD TO THE HEART

A. Theme Song Review

Play the theme song once again to give groups another chance at learning the verse.

B. Wrap-up Reflection

Thank groups for their attention, then invite a representative from each group to share one new thing they learned during this session, one thing they already knew but feel is worth repeating, and one thing their group would like to know more about. Reflect on the Bible verse and theme one final time before prayers and blessings. Let groups read the PowerPoint slides silently as the theme song plays or is sung. Move from there into this final thought, the Prayer Journey, and PTA Prayers:

What would you die for? Is there anything or anyone you care so deeply about that you would be willing to put your life on the line to defend it or them? Most people wouldn't die for their work, although some are killing themselves by working too hard. Most teens wouldn't die for their grades, although some feel so much pressure that they worry, fret and risk their health to maintain them. Most parents would die for their children if it came right down to it. A loving person might die for their friends. No one, however, dies for a lie if they know the lie to be a lie.

So what happened with Jesus' disciples? People—hundreds of people, including the disciples—swore they had seen Jesus die and rise again. In the days and months that followed, thousands laid down their lives rather than deny what they had seen. The disciples knew it was true. They died for the truth. No one dies for a lie.

C. Prayer Journey

Dim the lights and light candles to build a worshipful mood for prayer. Play the theme music embedded on the PowerPoint slide softly. Lead your group through a series of stretching and breathing exercises. Then sit down, relax, close eyes and have a young female voice quietly read this poem:

My tears were my bread. The night my shroud. I lay in death's dark prison, three days, meaningless and lost. All I had prayed for. Lived for, loved for. All that he tried for. Bled for, died for. But precious memories. Dreams, foolish dreams. Haunting me and taunting me. Now broken, shattered, silent shards. Bleeding in my hand.

I feared, and prayed for dawn to never come. Hoping to never wake—waking to never hope. Again. And then, in one moment, in an instant, in the garden not ten breaths from the morning, not ten steps from the tomb, my tears, my fears, my broken heart, my tortured mind and strangled hope, transformed in the wonder of one moment, transformed in the wonder of one word.

How can it be? How *can't* it be? With one word stands eternity? One word. One word. Now everything is different. One word. He simply spoke my name.

D. PTA (Praise, Thank, and Ask) Prayers

Invite each small group to bring at least one PTA Prayer to this closing time. Invite anyone with special concerns to pray aloud at this time or write their concerns on slips of paper and hand them to you for public reading. Continue with the soft version of the theme song to maintain the mood.

E. Benediction & Blessing

Give a group benediction. Then invite small groups to step to the baptismal font and bless one another with the sign of the cross on the forehead and the following words or their own favourite blessing:

Leader: “(Name), child of God, may Christ be alive in you!”

Response: “May Christ be alive indeed!”



Extras: Creative Interruptions

LIFE OF JESUS 9

Creative Interruptions are various brain-based teaching pieces designed to enhance your presentation and keep your audience connected. At least once during the Theme Presentation, take time for a Creative Interruption that refocusses your groups, and brings a brain-based, multi-faceted aspect to the teaching. You may wish to ask or assign small groups to create these interruptions.

*Jesus lived that he
might die and died
that we might live.*

– Anonymous

Art Gallery

Use the PowerPoint slides provided plus scans of your own original art to celebrate the theme in images. Weave in quotation slides plus music. For added impact, invite a group to create a large banner, poster or wall-hanging with the verse of the week and the art from the cover of this theme. Raise this new piece of art into the air on fishing line at the moment you introduce the theme. Write the name of Jesus in many languages on the display. Collect pictures, statues or other pieces of art that depict the life, death and resurrection of Christ.

FINKtoon

Create an original cartoon based on the verse of the week, the theme or one aspect of the life of Jesus. Or add your own punch line to the cartoons provided. Display the cartoon in front for all to see. As an alternative, enlarge one of the cartoons in this theme and use it during the presentation time.

Prayer Journey


Use the guided meditation provided or write your own prayer journey on the theme. Play the theme song embedded on the PowerPoint slides or a favourite hymn as background music. Consider lowering lights, warming the group up with a stretching and breathing exercise and adding the senses (smell, taste, touch, hearing, sight) to your prayer experience to build the mood. Speak quietly, clearly and slowly. Include the theme verse at the core of the journey. Leave room for the Scripture to sink in and the Holy Spirit to speak.

Skits

Ask or assign a small group to perform one of the skits provided or to create an original three-minute skit on the theme. Be as elaborate and imaginative or as simple as you wish in creating the dialogue, costumes and props.

Theme Song with Movement

Ask a musician, small group or a member of your Music Team to perform and teach the theme song, “Easter Morning,” or to create their own song based on the verse of the week. After you’ve learned the song, add movement or Auslan Sign Language to make the song even more memorable. Arrange to perform it at a future worship service.





H2H

HEAD TO THE HEART

Video Godmercial

Well in advance of the Theme Event, ask or assign a small group to create a three-minute video on the theme, "What would you die for?" Interview people on the street, religion professors at a college, shelf-stockers in a supermarket, young people from last year's H2H group, parents of group members or the five oldest members of your church. Make sure everyone is involved either in front of or behind the camera.

Weakest FINK

Make up your own key terms to supplement the theme using the template slide provided.

Just the EVIDENCE

Skit of the Week by Rich Melheim

SETTING: Courtroom

PROPS: Gavel, robe, English judge wig, papers, can of nails

CHARACTERS: Judge, Prosecutor, Defendant, Jury, Bailiff

BAILIFF: (Motioning to rise) All rise, the judge is about to enter the court.

JUDGE: (Entering and motioning down) Be seated. (Looking at papers in hand) We will take up where we left off yesterday in the hearing to determine if there is enough evidence to substantiate whether Jesus of Nazareth actually rose from the dead. Yesterday we heard the prosecutor attempt to build the case that the disciples conspired to hijack the body, made up a fake resurrection story and spread it over the world. Now, is the defence prepared to proceed?

DEFENCE: I am, your honour, but before I do, I would like permission to sum up my case from yesterday, just to be sure the jury has all the notes.

PROSECUTOR: Objection, your Honour!

JUDGE: Overruled. Proceed.

DEFENCE: (Sticking tongue out at Prosecutor) Yesterday we called the Guards at the tomb, who confessed to falling asleep and running away. I pointed out that the penalty for such behaviour is death. Even if one soldier in a Roman squad falls asleep, all ten men in his cohort are to be executed. My first evidence was that soldiers would not be quick to admit they fell asleep or that someone stole the body knowing the penalty.

PROSECUTOR: Objection, your Honour. That doesn't prove any resurrection. Only that the soldiers were bribed or threatened or had some ulterior motive for lying.

JUDGE: Sustained. Proceed.

(Prosecutor sticks tongue at Defence)

DEFENCE: We then went on to show that the grave clothes at the tomb were folded. Folded! No human waking from the

swoon of death and finding himself inside a tomb would have the presence of mind to fold his grave clothes before clawing his way out of there.

PROSECUTOR: Objection! Conjecture!

JUDGE: I'll let the jury decide that one on its own merits. Proceed!

DEFENCE: We then went on to question the first eye-witnesses. The three women.

PROSECUTOR: Objection! It takes two witnesses—male witnesses—to verify a fact. In our system it is a time-honoured tradition that a woman's testimony is only worth half of a man's testimony. Therefore, since the defence had only three women—or one and a half men—that testimony must be stricken from the record.

JUDGE: That's a stupid law, but we aren't here to judge laws today—only the merits of your case for Christ's resurrection. Sustained! What else do you have?

(Prosecutor sticks tongue at Defence)

DEFENCE: Actually, I have the testimony of two men on the road to Emmaus that very night and eleven disciples who saw Jesus repeatedly and ate with him!

JURY: (Buzzing) Ate with him!

DEFENCE: Bread. Wine. Broiled fish.

PROSECUTOR: Objection. Jury tampering!

DEFENCE: Oh, pul-eeeeeeze. How did you come up with that one?

PROSECUTOR: I happen to know that a number of the jury members are on diets, and any talk of food could sway the jury.

JUDGE: Overruled. Proceed.

(Defence sticks tongue at Prosecutor)

DEFENCE: Eleven disciples saw him. The defence would next like to call over three hundred people in Jerusalem.

JURY: (Buzzing) Three hundred?

PROSECUTOR: Objection! I was never presented with a list of the so-called 300 witnesses and did not have a chance to question them prior to the hearing, therefore their dubious testimony is inadmissible.

DEFENCE: You are free to question them all

you wish. They will verify my case. They all saw Jesus after his death and will testify to that. Every last one of them!

JUDGE: Overruled! Proceed to closing arguments. I have a chariot waiting for me outside and tickets to the Colosseum. What else you got?

(Prosecutor sticks tongue at Defence)

DEFENCE: Within 50 days of Easter morning, thousands of residents of Jerusalem converted to Christianity and were baptised—based on the convincing testimony of those who had seen Jesus die and rise.

PROSECUTOR: Objection! Could have been mass hypnosis.

JUDGE: What else?

DEFENCE: Within a few years, the witness of those who met the risen Christ was enough to change the hearts and minds of tens of thousands across the Roman world.

PROSECUTOR: Objection! Mass hysteria.

JUDGE: What else?

DEFENCE: Within 300 years, millions of followers and the Roman government that had once persecuted Christ's followers made Christianity the state religion.

PROSECUTOR: Objection! Mass idiots.

JUDGE: What else?

DEFENCE: Perhaps the greatest evidence of the resurrection is this: If the original disciples had, indeed, conspired to hijack the body, made up a fake resurrection story and spread it over the world, one would think that at least one of them would have denied Christ rather than face death as a martyr. They knew the resurrection was true. You couldn't tell them otherwise. They saw it with their own eyes. They touched Jesus with their own hands. And they went to their own deaths—down to the last disciple—proclaiming Christ's resurrection. No one dies for a lie. One might die for a friend or a cause if you know the cause to be true, but no one dies for a lie. (Pause) No one.

JUDGE: (Pounding gavel) The jury will recess and come back with the verdict tomorrow. May I remind you, this is a serious case. How you answer the evidence will have major consequences on both sides of eternity. So, did Jesus rise from the dead? Is this testimony true? You must decide for yourself. (Pounding gavel) Court adjourned!

Rich Man's HELL

Skit of the Week by Pete Erickson

SETTING: Hades

PROPS: Fan, swimming suit, swim cap

CHARACTERS: Rich Man, Abraham, Henchmen 1-3

(Abraham enters the room with swim-suit, swim cap and a towel)

ABRAHAM: Man, I can't believe how hot it is in here! Hey, Zippy, pour a little water. If I'm gonna be here I might as well sit in a sauna. Opens the pores.

HENCHMAN 1: (Mocking) Well, if it isn't Father Abraham! And to what do we owe da blessing of your presence?

HENCHMAN 2 & 3: (Singing) "Fa-a-ather Abraham!" Ah ha ha! (Ad lib)

ABRAHAM: Now boys, I'm not here to upset your comfy little hell. I was called here by one of your new tenants. Some rich guy.

ALL HENCHMAN: Oh, da rich guy!

HENCHMAN 2: Hey rich guy! (Mocking) You got a visitor.

ALL HENCHMAN: It's (Singing) "Fa-a-ather Abraham!"

(Rich Man hurries into the room)

RICH MAN: Oh, Father Abraham, you're here! I'm so thankful.

HENCHMAN 3: That's not what you said earlier.

RICH MAN: Shhhh! Hey fellas, could you give me a couple minutes, here? I want to

talk with Father Abraham.

HENCHMAN 1: Ahh, excuse us. We're in Hell. Where do you expect us to go?

ALL HENCHMEN: Du-u-uh!

RICH MAN: (Taking Abraham aside) Look, Father Abraham, I'm not sure I got such a fair shake when I was sent here.

ABRAHAM: Man, it's hot down here. Hot enough for ya?

RICH MAN: (Screaming) Yes, I'm HOT! (Calming down) I mean, yes, I'm hot. I'm plenty hot. But I really want to talk about why I'm here.

ABRAHAM: I think you know why you're here.

RICH MAN: You don't mean that whole Lazarus deal, do you?

ABRAHAM: You weren't exactly the Red Cross, pal. Looks to me like...

RICH MAN: Look, our paths just did not cross. He had his life, I had mine.

ABRAHAM: You had food, he didn't. You could have asked him in for dinner every once in a while.

RICH MAN: Cut me some slack. Did you see the seething sores on that guy? I have a queasy stomach. Believe me, it's not like I didn't think about throwing the guy a bone. But I looked out the window and saw the dogs licking his sores. Yuck! I'll never look at my dog the same way again.

ABRAHAM: You had your chance, Rich Boy. You had the finest clothes, the best food and all the luxury money could buy. But did you use any of that to help poor Lazarus at your door?

RICH MAN: Poor Lazarus? What about poor me? I'm hot, here!

ALL HENCHMAN: Hot enough for ya? Ha ha ha ha!

ABRAHAM: Remember, Rich Boy, in your lifetime you were given all the good things, while Lazarus got squat. But now he is enjoying himself in heaven while you are in pain.

RICH MAN: Don't remind me. Well, could you at least let Lazarus come and drip water on my tongue with his fingers? I'm hot.

ALL HENCHMAN: When you're hot, you're hot! Ah ha ha ha!

ABRAHAM: Ahh, no can of Mountain Dew, Rich Boy. You're here. He's there.

RICH MAN: Okay, okay. But I have five brothers and they are not much better than I. Let Lazarus go to them and warn them to change their ways. How about that?

ABRAHAM: Naw, they have Moses and the prophets to put the fear of God in them.

RICH MAN: Moses. That's not enough. They won't listen to him. Maybe if you send Lazarus to rise from the dead to scare 'em, they would...

ABRAHAM: Look, mate, I'm bored with this. Me and Lazarus got a 4 o'clock tee time. If your brothers won't listen to Moses and the prophets, they ain't gonna listen to a dead guy in golf shorts. Gotta go.

ALL HENCHMEN: (Interrupting) Hey Rich Guy, aren't you on KP tonight? There was a stock market crash so we're expecting guests. Those stockbrokers eat a tonne. Ah ha ha ha!

RICH MAN: FATHER Abraham, don't leave!
ABRAHAM: Sorry, young person. Got stuff to do. Besides I'm shrivelling up over here.

ALL HENCHMAN: (Pulling the Rich Man away) Don't worry, Abe, we'll take good care of him.

RICH MAN: (Yelling) Abraham, wait!

ALL HENCHMAN: Hot enough for ya? Ha ha ha ha ha! (singing) Fa-a-ather Abraham! Ha Ha Ha!
(Applause)



the FINKmania Quiz Bowl



LIFE OF JESUS 9

THE TEN QUESTIONS

QUESTION: Easter Sunday is: A.) The day Jesus rose, B.) The day death, itself, was defeated for eternity, C.) Both A and B, and the day that gives hope to all who die that we, too, will live forever with God, D.) The day Jesus came out of the tomb, saw his shadow and returned, thus predicting six more weeks of winter

QUESTION: The first people to arrive at Christ's tomb on Easter morning were: A.) Three women, coming to prepare his body for a proper burial, B.) Three disciples, coming to pay their last respects, C.) Three religious leaders, coming to make sure no one stole the body, D.) Three small rabbits and a chocolate importer

QUESTION: When the women arrived at the tomb, they found: A.) The huge stone rolled away from the entrance, B.) The soldiers who had been assigned to guard Christ's grave nowhere in sight, C.) The tomb empty with the grave clothes folded neatly on the stone slab where Christ lay, D.) All of the above

QUESTION: While they were standing at the open tomb, an angel in dazzling white appeared and said: A.) "Do not be alarmed!" B.) "Do not be surprised!" C.) "Do not be too thrilled about this!" D.) "Go and tell the disciples that he has been raised, but don't tell Peter. That big-mouthed jerk is no longer welcome here."

QUESTION: In Bible days, the penalty for a Roman soldier falling asleep on guard duty was: A.) Whipping, B.) Death, C.) Death to him, and to his whole squad of ten men, D.) A slap on the wrist, a stern insult in front of all his peers, and having his chariot licence suspended for six months

QUESTION: When Mary stood weeping in the garden, Jesus appeared to her and said: A.) "Surprise!" B.) "Mary!" C.) "Where are the others?" D.) "I overslept. What time is it?"


QUESTION: Mary went back and told the disciples: A.) "I have seen a ghost!" B.) "I have seen a vision!" C.) "I have seen the Lord!" D.) "Let's make up a story about Jesus rising from the dead and all die bloody martyrs' deaths so this lie can last 2000 years and we can all have movies made about us!"

QUESTION: If Christ was not raised from the dead: A.) It doesn't matter because his spirit of love lives on and that is all that counts, B.) The disciples were deluded idiots for going to their deaths proclaiming it, C.) Christianity is a farce and millions have given their lives for a lie, D.) B and C, and death wins

QUESTION: The greatest proof of the resurrection is: A.) The hundreds of witnesses who say they saw Jesus alive again, B.) The fact that a bunch of uneducated fishermen went out with boldness and changed the world, C.) The fact that all the disciples went to their deaths proclaiming it, D.) All of the above

FINKMANIA FINAL QUESTION:

According to Mark 16:2, the first three women who arrived at the tomb: A.) Later fled from the tomb, seized by terror and amazement, B.) Said nothing to anyone, because they were afraid, C.) Both A and B, D.) Went immediately out for brunch



**FINKmania
ANSWER KEY**

Quiz Answers: C, A, D, A, C, B,
C, D, D, C

Three Ways to Play

High Tech: PowerPoint Projected

Choose individuals, small groups or random teams to serve as contestants. Distribute buzzers, bells or coffee tins to each team to use to signal they know an answer. Project the PowerPoint slides over head as you read them. The team with the most points wins.

Mid Tech: PowerPoint on TV

If you don't have a projector but do have a television, display the PowerPoint slides on your screen by hooking up your computer to the tube with a converter. See your local computer store or Harvey Norman outlet to source one.

Low Tech: Team versus Team

Gather teams up front and read questions one by one. Have each team choose a "human buzzer" to make a sound. When they know an answer, tap their buzzer's head for the sound.



The Resurrection



I. Check-in (Highs & Lows)

Sharing Highs & Lows is very important and sets the stage for more meaningful discussions on the theme of the week. Split your group into pairs and go one-on-one to share the best things and worst things that happened last week. Get back into small group and have everyone share their partner's highs and lows. Hold hands or lock elbows in a circle prayer, inviting young people to pray for their partner.

II. Thought-Time

You might not get through each section in the Thought-Time handout—pick and choose the parts that best fit your group and time frame.

A. Verse of the Week: Review the theme verse by saying or singing it together.

B. Quotations of the Week: Ask young people to choose a quotation and tell why they like it.

C. Cover Art/Cartoon: Look at the cover art or a cartoon and talk about the story it tells.

D. Thought-Time Questions:

1. Have you ever lost anyone close to you and attended their funeral? What went through your mind? Are you afraid of death? Why or why not? Affirm all thoughtful answers.

2. How can some people be brave in the face of death, while others are terrified? Affirm all thoughtful answers. Christians know and take comfort in the power of Christ's resurrection.

3. All Mary had to hear was her name to know that Jesus was alive. Do you know Jesus is alive? Do you hear the living God calling your name? Affirm all thoughtful answers.

Role Play: (Get up and act it out!)

1. A friend says, "I don't believe Jesus rose from the dead. Either he wasn't really dead, or his disciples stole the body and made up a story." Respond.

2. A friend says, "I don't believe in eternal life. When you're dead, you're dead. You are just a bunch of atoms, and when you die they fall apart and turn into something else." Respond.

E. Terms of the Week: Discuss terms and write definitions.

Death: The end of our life on earth.

Easter: The celebration of the resurrection of Christ.

Hope: To have confidence; to trust.

Life: The state of being alive; the opposite of death.

Resurrection: The rising of Christ on the third day after the Crucifixion.

F. Optional Review: If you're using the *Head to the Heart Living Journal*, read through the FINKmania Quiz Bowl questions together asking what main teaching points your group wants to remember. (See answer key below.)

III. Group Business

A. Servant Event Idea: Take a trip to an emergency room or the maternity centre of a local hospital. Talk to doctors about the life and death issues they face. If you can do so without offending anyone, ask them what they think happens after our physical bodies cease to live. Have young people report back to the group what they learned, and publish these findings in the church newsletter.

B. Family Check-in Time: If your church uses them, discuss the devotions contained in the *Head to the Heart journal*. Encourage young people to continue to take time with their families each night.

C. Closing Prayer: Discuss special concerns and choose a prayer to bring back to the closing. Assign someone to pray it during PTA Prayer time.

Quiz Bowl Key: C, A, D, A, C, B, C, D, D, C


✦ THE RESURRECTION ✦




“The Empty Tomb” Dr. He Qi. Order prints at www.heqiarts.com

“Very early on the first day of the week, when the sun had risen, they went to the tomb. They had been saying to one another, ‘Who will roll away the stone for us from the entrance to the tomb?’ When they looked up, they saw that the stone, which was very large, had already been rolled back. As they entered the tomb, they saw a young man, dressed in a white robe, sitting on the right side; and they were alarmed. But he said to them, ‘Do not be alarmed; you are looking for Jesus of Nazareth, who was crucified. He has been raised; he is not here. Look, there is the place they laid him. But go, tell his disciples and Peter that he is going ahead of you to Galilee; there you will see him, just as he told you.’ So they went out and fled from the tomb, for terror and amazement had seized them; and they said nothing to anyone, for they were afraid.”

– MARK 16:2-8



The Resurrection



“Very early on the first day of the week, when the sun had risen, they went to the tomb. They had been saying to one another, ‘Who will roll away the stone for us from the entrance to the tomb?’ When they looked up, they saw that the stone, which was very large, had already been rolled back...”

– MARK 16:2-8

Begin small group time by sharing Highs & Lows of the week with one partner. Listen carefully and record your partner’s thoughts along with your prayer in the space below. Then return to your group and share your partner’s highs and lows. Close with hands held in a circle prayer, asking members to pray aloud for their respective partner’s needs.

My partner’s high this week was:

My partner’s low this week was:

My hope and prayer for my partner is:

QUOTATIONS OF THE WEEK

Choose one of the following quotations that speaks to you and share why you chose it.

I believe that Christ died for me because it is incredible; I believe that He rose from the dead because it is impossible. – Unknown

Joy is the serious business of heaven. – C.S. Lewis

Don’t go to your grave with a life unused. – Bobby Bowden

The resurrection of Christ is the world’s best return performance.

– Audrey Meadows



Choose questions from the following to feed the discussion on the topic.

1. Have you ever lost anyone close to you and attended their funeral? What went through your mind? Are you afraid of death? Why or why not?
2. How can some people be brave in the face of death, while others are terrified?
3. All Mary had to hear was her name to know that Jesus was alive. Do you know Jesus is alive? Do you hear the living God calling your name?

Role Play (Get up and act it out!):

1. A friend says, "I don't believe Jesus rose from the dead. Either he wasn't really dead, or his disciples stole the body and made up a story." Respond.
2. A friend says, "I don't believe in eternal life. When you're dead, you're dead. You are just a bunch of atoms, and when you die they fall apart and turn into something else." Respond.

Discuss the following terms and write a group definition.

Death

Easter

Hope

Life

Resurrection

FAITH 5 Home Huddles



Share

Parents: Care to keep your family communicating each day and grow in your understanding of God? Try this simple, five-step, *Faith Acts In The Home (FAITH 5)* process for the next six days or nights and see if it doesn't help! New to the process? Focus on Step 1 initially, and grow from there!

1) Share: How are things going? Find out by sharing Highs & Lows for the day.



Read

2) Read: Read and highlight the verse for each day in your Bible, reflecting on how it applies to today's Highs & Lows and asking God, "What does it mean for our family today?"

Week 1

Day 1 Mark 16:1
Day 2 Mark 16:2-3
Day 3 Mark 16:4-5
Day 4 Mark 16:6
Day 5 Mark 16:7
Day 6 Mark 16:8

Week 2

Day 1 John 20:11-12
Day 2 John 20:13
Day 3 John 20:14-15a
Day 4 John 20:15a
Day 5 John 20:16-17a
Day 6 John 20:17b-18a



Talk

3) Talk: Read and reflect on one of the quotations, questions or terms from this handout. More family devotions and activities are also available in the Head to the Heart journals, available at www.faithink.com.au.



Pray

4) Pray: Lift up a PTA prayer. *Praise* God, *Thank* Jesus, and *Ask* the Holy Spirit as you pray for the day's Highs & Lows and for one another. Close in Jesus' name.



Bless

5) Bless: Close by marking one another with the sign of the cross on the forehead or back of the hand and recite this or a similar blessing: "(Name), child of God, may the love of Christ be alive in you, in all you say and all you do. Amen."

Family Covenant: *We have checked in this week, read and highlighted verses assigned in our Bibles, prayed for one another's highs and lows and blessed one another.*

Parent's Signature

Teenager's Signature

Date



Go deeper online using **FNKLink** code:

LS19 @www.faithink.com.au

Copyright © Faith Inkubators Australia. For use by "Head to the Heart" members only, and only during the 2013 calendar year. Any other use of this material is prohibited. www.faithink.com.au